

POOL COPING INSTALLATION GUIDELINES

1. Use Latex Modified Portland Cement bedding mortars (either thin bed or thick bed as required). Follow the precise mixing instructions supplied by the setting material manufacturer.
2. Expansion joints shall be installed where Pool Coping abut restraining surfaces such as walls, curbs, columns, corners, and between Pool Coping units and pool decks. Expansion joints shall be spaced not more than 10 ft. apart and at corners where changes in direction occur. Note: The Tile Council of America Installation Handbook is an excellent guideline for the design and installation of expansion joints.
3. The setting bed must be of adequate thickness to allow full bed coverage of the coping units.
4. The top of the wall (or bond beam) shall be cleaned to remove soil, mortar, etc. Dry or dusty concrete shall be wet down or washed, and excess water removed prior to the application of coping units.
5. Pool Coping units shall be beat into place with a rubber mallet to uniformly imbed and level the top surface-before mortar takes initial set. Once set, the units shall not be adjusted or realigned, as such movement can break initial bond.
6. Only as much mortar shall be spread as can be covered within 5-10 minutes, or while the surface is still tacky. The setting mortar shall not be allowed to dry or "skin" over prior to placement of coping units.

DISCLAIMER NOTICE

Currently, there is no industry specification covering Pool Coping design and construction methods. The guidelines described above are given as considerations and should not be construed as the only design and installation method. FBC assumes no liability for any consequences which may occur in design or installation, and expressly disclaims any implied or expressed warranty with regard to same.

EXPANSION JOINT DETAILS



PC-240 CHEROKEE RED POOL COPING WITH W-400 WINE RED 4 X 8 1/2" PAVERS



PC-240 CHEROKEE RED POOL COPING, AC-330 ADOBE 4 X 8 1/2" TILE BORDERED WITH AC-340 CHEROKEE RED 4 X 8 1/2" TILE AND AC HARLEQUIN BORDER AROUND THE 36" X 36" AMERICRAFT II TILE MEDALLION

Medallions, Decorative Borders and Mini-Medallions

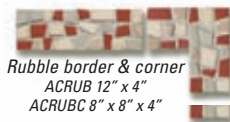
A unique system of design elements has been created to complement your pool deck, pool interior floor, walls and step elevations. Made from the same materials that make up our **AmeriCraft III Tile and Sunshine Pavers**, a 36" x 36" medallion adds a focal point to the pool. Decorative Borders and Mini-Medallions are offered in four unique patterns and color combinations. Decorative Borders are accompanied by a pre-mounted corner to facilitate the installation process. Our Mini-Medallions offer decorative accents on a smaller scale. As the Rubble Mini-Medallion illustrates, four corner pieces combined with a center decorative insert create a Mini-Medallion. The decorative center insert may also be used as a design element on its own.

Excellent coefficient of friction ratings and slip resistant properties of **AmeriCraft III Tile** make outdoor areas such as pool decks, porches, sun rooms, walkways and solariums appropriate applications. The slip resistant features of the product are in compliance with ADA guidelines. FBC Pool Coping colors complement the main field of tile bringing a total visual harmony to the installation.

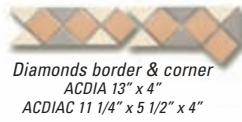
The **Sunshine Pavers** line is another ideal design companion for pool deck applications. Sunshine Pavers are characterized by a wire-cut texture and unique brick appearance, which creates a clear distinction from the uniform look of AmeriCraft III Tile.



36" x 36" Sunshine Pavers Medallion



Rubble border & corner
ACRUB 12" x 4"
ACRUBC 8" x 8" x 4"



Diamonds border & corner
ACDIA 13" x 4"
ACDIAC 11 1/4" x 5 1/2" x 4"



Staccato border & corner
ACSTA 15" x 5 1/2"
ACSTAC 11 1/2" x 8 3/4" x 5 1/2"



Harlequin border & corner
ACHAR 11 3/4" x 5"
ACHARC 9 1/2" x 7" X 5



Rubble Mini-Medallion
AC RUBMINI - 16" x 16"
AC RUBDECO Insert -
7 3/4" x 7 3/4"



Diamonds Mini-Medallion
AC DIAMINI - 16" x 16"
AC DIADECO Insert -
7 3/4" x 7 3/4"



Staccato Mini-Medallion
AC STAMINI - 18" x 18"
AC STADECO Insert -
6 1/2" x 6 1/2"




Harlequin Mini-Medallion
AC HARMINI - 15 3/4" x 15 3/4"
AC HARDECO Insert -
4 7/8" x 4 7/8"



Natural Clay Products Penetrating Sealer

Natural Clay Products Penetrating Sealer is a clear, non-discoloring resin that will provide a high degree of water repellency to most masonry surfaces. When cured, the product becomes insoluble and offers permanent protection. **Usage: Natural Clay Products Penetrating Sealer** is for use on Natural Clay Products. When properly applied and allowed to cure, it will greatly reduce water absorption.

Designed to be applied before grouting, it will function as a grout release. A second application may be made after grout joints have been properly cured. Exterior applications exposed to severe weather conditions may require additional seasonal coatings.

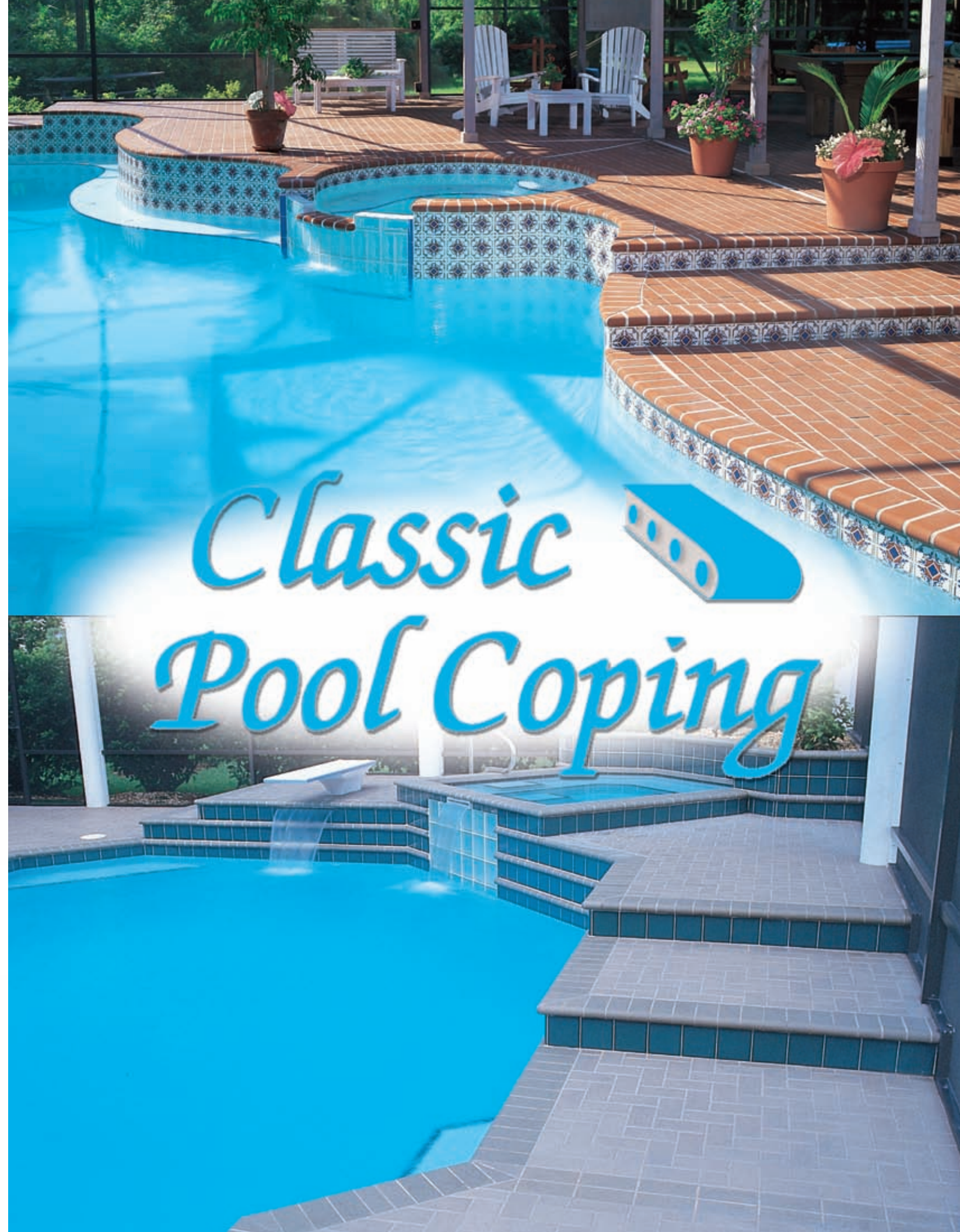


Coverage: The average coverage will be approximately 300/350 square feet per gallon.

FBC is a member of the following ceramic trade organizations:



Florida Brick & Clay Co. Inc.
1708 Turkey Creek Road
Plant City, FL 33566
Phone: 813-754-1521
Fax: 813-754-5469
www.floridabrickandclay.com
email: customerservice@floridabrickandclay.com



Classic Pool Coping


Classic Pool Coping

Pool Coping by FBC adds a finishing touch to any swimming pool application. This special brick product is designed to provide a smooth surface transition between the water's edge and the surface of the pool deck.

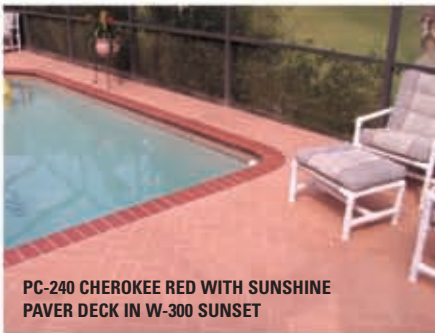
Pool Coping is designed specifically for the needs of the swimming pool and landscape professional. The smooth die skin finish is extruded with 180 degree nosing in a 2" thick, 3 5/8" wide body. Pool Coping is produced in 8" or 12" lengths.

Safety is a priority with FBC's pool coping. The edges along the radius of the brick coping are slightly rounded to prevent any roughness that comes in contact with hands and knees as you enter the pool. No other pool coping is made with this "user friendly" feature.

Pool Coping may also be used for step treads or risers in walkways and planter construction calling for decorative wall caps. Brick pool coping offers above average qualities in resistance to slipping in wet or dry conditions.



Retro Pool Coping by Florida Brick & Clay Co. adds value to your home by giving your old pool an excellent facelift. It can be installed over your existing pool edging without any modifications. Since the Retro Pool Coping is 5/8" thick, it allows you to install 1/2" Sunshine Pavers or Americraft III Tile over the existing deck and further enhance the beauty of any remodeling project. Available in the same eight colors as our Classic Pool Coping, it can be used as a step tread on any Sunshine Pavers or Americraft III Tile installation. The dimensions are 3 5/8" wide and 8" long. Call your local Florida Brick & Clay Co., Inc distributor for pricing and availability.



SHADE VARIATIONS
Variations of shade or color is one of the natural artistic qualities inherent in all fired clay products. All samples are submitted only as representative of the product. therefore, we cannot guarantee warehouse or factory stocks to match samples exactly.

DISCLAIMER NOTICE:
• PC & RC-200, PC & RC220, PC & RC250, PC & RC270, are not recommended in climates where freeze-thawcycles are experienced.
• Do not use muriatic acid to clean brick pool coping. We recommend commercial masonry cleaning products in accord with manufacturer's dilution ratios.

PC 240 Cherokee Red PC 280 Mahogany



PC 230 Sierra PC 260 Greystone



PC 250 Cadet Grey PC 270 Birch PC 200 Bone



PC 220 Coral Available in 8" size only

